

Learning
Activities

Learning
Activities

Learning
Activities

Learning
Activities

Learning
Activities

The Contemporary Art Space Project

iniva 

RSA
Academies 

The Contemporary Art Space Project

Learning Activity

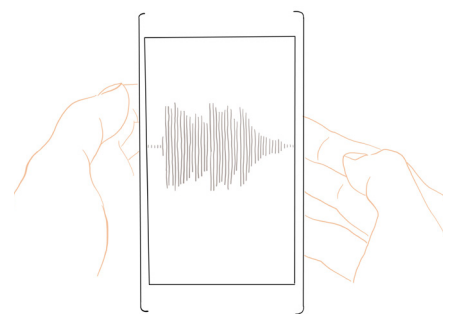
by Artist **Laurie Ramsell**

HOW TO MAKE YOUR OWN 3D SOUNDWORK

ACTIVITY:

1. Gather your materials

Pen or Pencil – Ruler - Smartphone/Tablet – Paper and Card – Scissors – colourful crayons – paint – paint brush - newspaper



2. Record your Soundwave

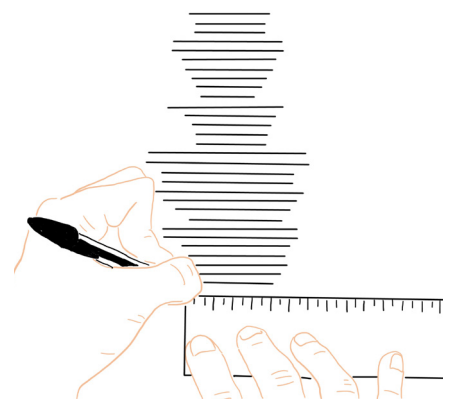
Using Voice Recorder on Samsung device

Or Voice Memo on Apple iPhone/iPad,

record yourself saying your name, or something you like.

You could try saying your name backwards or invent new words.

Take a screenshot of the soundwave, and zoom in to make it bigger.



3. Draw your Soundwave and cut it out

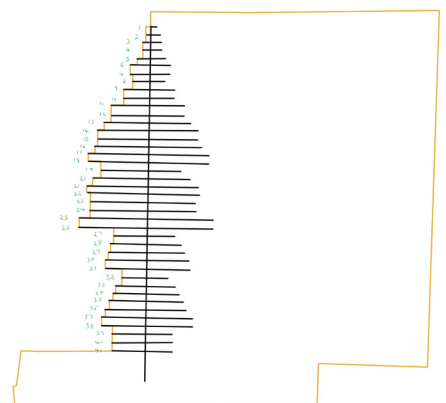
Count all the lines that make up your soundwave.

Using your ruler, draw a point for each of your lines every 5mm on your card.

Working from the top down, measure and draw each line of your soundwave.

You can measure all the lines or draw the next line longer or shorter than the last by eye.

Then join them all the lines up at one end, and cut that side out. Fold in half and trace the cut side so it is the same, now cut the second side out.

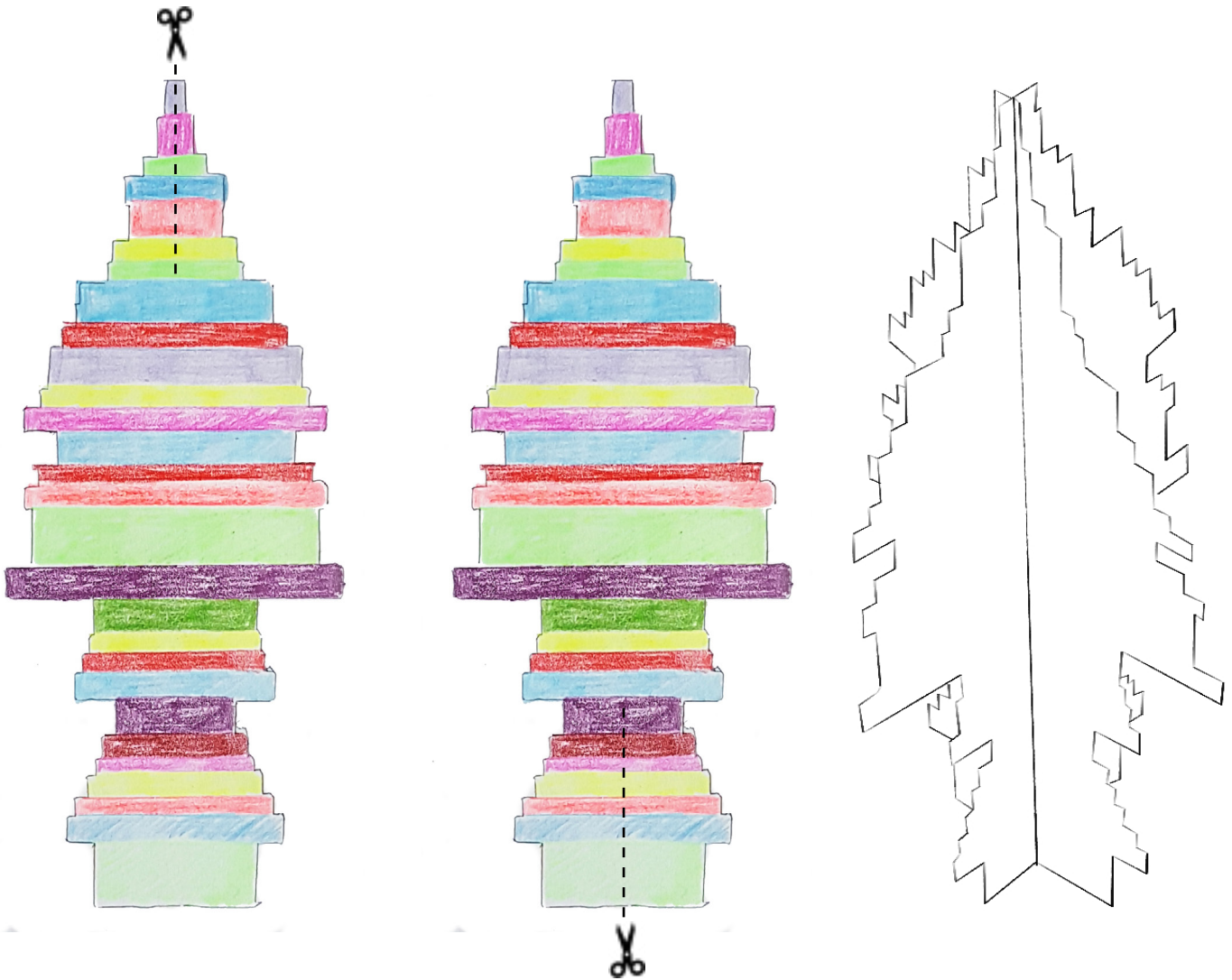


A video of this activity is available at

<https://iniva.org/programme/projects/contemporary-art-space-project/>

4 Colour and Build

Once you have cut your card Soundwave out you have a template.
Use your template to draw around on paper and colour it in.
Draw around your template on card to make another copy and cut out.
Use scissors to cut one card copy from the top to the middle
and cut your other card copy from the bottom to the middle.
Now you can slot them into one another and made a 3D Soundwave.
Send your creations to sibreck@iniva.org and we can show them on our Contemporary Art Space webpage.



This activity links to the artwork, 'Silhouette of Sound' by Laurie Ramsell and Year 4 pupils from Abbeywood First School, Redditch for the Contemporary Art Space Project, a partnership between RSA Academies and Iniva 2019 – 2021.

Silhouette of Sound is an installation of three wooden sculptures each over 1.2m high created from the sound waves of pupils saying their names. The work is installed at Abbeywood First School.

Find out more about the project at
rsaacademies.org.uk
iniva.org

CONTACT:

Georgina Chatfield (RSA Academies)
georgina.chatfield@rsaacademies.org.uk
Susan Ibreck (Iniva) sibreck@iniva.org

©Contemporary Art Space Project 2020

**Made possible through
funding from:**

The Saintbury Trust
The Foyle Foundation
The Elmley Foundation

iniva  Institute of
International
Visual Arts

RSA
Academies